

Additional questions about  
**using a child safety seat or booster seat**

**Do you have a copy of the safety seat instructions?**

You need to follow the safety seat instructions when you use your child's safety seat. If the instructions are not with the seat, call the manufacturer and have the instructions sent to you, or get them from their website. The phone number for the manufacturer can be found on your safety seat. If you need help, call Transport Canada at 1-800-333-0510.

**Has the seat been involved in a crash?**

Child safety seat and booster seat manufacturers say to replace any seat involved in a crash. There may be no signs of damage but small cracks or weakened areas may not work in the next crash.

**Has this model ever been recalled?**



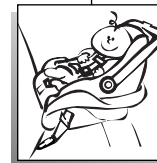

Call the manufacturer with the seat name, model number and date of manufacture to find out if your safety seat has been recalled. Recalls are also available from Transport Canada at 1-800-333-0510 or at [www.tc.gc.ca/roadsafety](http://www.tc.gc.ca/roadsafety) (click on Child Safety).

**Read your child safety seat or booster seat instruction book and your vehicle owner's manual to make sure you are using the seat properly. Make every ride a safe ride for everyone.**

If you have other questions about child safety seats or booster seats, call Alberta Transportation at **780-427-8901 (toll-free in Alberta 310-0000)** or Health Link Alberta:

In Calgary area at **403-943-LINK (5465)**  
In Edmonton area at **780-408-LINK (5465)**  
Toll-free in Alberta **1-866-408-LINK (5465)**

For more information, visit  
[www.albertaseatbelts.ca](http://www.albertaseatbelts.ca)



# tips for buying a child safety seat or booster seat



When used correctly, child safety seats and booster seats save lives and reduce injuries. Children can get hurt if their child safety seats or booster seats are not used properly. Here are **some tips on how to buy the right safety seat or booster seat for your child.**

What's holding  
  
you back?

Questions to ask when **buying a child safety seat or booster seat**

All safety seats sold in Canada must have a Canada Motor Vehicle Safety Standards (CMVSS) sticker. The best seat for you and your child is the one that you will use properly each time. **Buying a second-hand safety seat is not recommended.**

**What types of safety seats are available?**

There are three basic types of safety seats for children:

- **Rear-facing seats** are for babies until they are at least one year of age and 22 lb (10 kg) or more.
- **Forward-facing seats** are for children over one year of age, who weigh between 22 and 40 lb (10 and 18 kg).
- **Booster seats** are for children under 9 years of age who weigh between 40 and 80 lb (18 and 36 kg) or who are under 4'9" (145 cm).

Many seats include more than one of these basic types.

**Is the safety seat the right one for my child?**

The manufacturer's instructions and labels on the seat state the weight, size and/or age of child that the seat will protect. The type of seat you should use for your child depends on his/her weight, height and age.

**Does the safety seat fit in my vehicle?**

Since safety seats come in many sizes, not all seats fit all vehicles. Ask to try putting the seat in your vehicle before you buy it.








**Is the safety seat easy to use?**

Place your child in the seat and buckle her up. If your baby is not born yet, use a doll or teddy bear. Adjust the harness. If you find it hard to adjust, try a different seat.

What's holding you back?



**Types of child safety seats and booster seats available in Canada**

Seat Type	Advantages	Challenges
<b>Rear-facing only, with base</b> 	<ul style="list-style-type: none"> <li>• Has carry handle. Easy to take out of vehicle, even with baby asleep.</li> <li>• Seat base stays in vehicle and if done up correctly, stays tight for every ride.</li> <li>• May be sold as part of a travel system that includes a stroller.</li> </ul>	<ul style="list-style-type: none"> <li>• Your baby may outgrow this seat before she is ready to go forward-facing.</li> </ul>
<b>Rear-facing/ Forward-facing</b> 	<ul style="list-style-type: none"> <li>• Can be used as a rear-facing seat and then changed to a forward-facing seat.</li> <li>• Many models have higher rear-facing weight/height limits than rear-facing only seats. Works well for heavier babies under one year of age.</li> <li>• Some models may be used with the 5-point harness up to 65 lb (30 kg).</li> </ul>	<ul style="list-style-type: none"> <li>• Not easy to move in and out of the vehicle.</li> <li>• Larger than rear-facing only seat. It may be hard to fit in some back seats.</li> </ul>
<b>Rear-facing/ Forward-facing Booster</b> 	<ul style="list-style-type: none"> <li>• Combines all three types of seats.</li> <li>• Many models have higher rear-facing weight/height limits than rear-facing only seats. Works well for heavier babies under one year of age.</li> <li>• Some models may be used with the 5-point harness up to 65 lb (30 kg).</li> </ul>	<ul style="list-style-type: none"> <li>• Not easy to move in and out of the vehicle.</li> <li>• Larger than a rear-facing only seat. It may be hard to fit in some back seats.</li> </ul>
<b>Forward-facing Booster</b> 	<ul style="list-style-type: none"> <li>• Combines the forward-facing and booster seats.</li> <li>• Good choice for children under 40 lb (18 kg) who are taller than the height limit for the rear-facing/ forward-facing seats.</li> <li>• Some models may be used with the 5-point harness up to 65 lb (30 kg).</li> </ul>	<ul style="list-style-type: none"> <li>• Not for use by babies under one year of age because it cannot be used rear-facing.</li> </ul>
<b>High-back Booster</b> 	<ul style="list-style-type: none"> <li>• Offers head/neck protection.</li> <li>• Good for vehicle seats without head rests.</li> </ul>	<ul style="list-style-type: none"> <li>• Can only be used with lap-shoulder seat belts.</li> <li>• Can only be used by children over 40 lb (18 kg).</li> </ul>
<b>Backless Booster</b> 	<ul style="list-style-type: none"> <li>• Costs less than a high-back booster.</li> <li>• Good for vehicle seat with head rest.</li> </ul>	<ul style="list-style-type: none"> <li>• Can only be used with lap-shoulder seat belts.</li> <li>• Can only be used by children over 40 lb (18 kg).</li> </ul>
<b>Adjustable Booster</b> 	<ul style="list-style-type: none"> <li>• Offers head/neck protection.</li> <li>• Good for vehicle seats without head rests.</li> <li>• Easily adjusts as a child grows.</li> <li>• Good for taller children.</li> </ul>	<ul style="list-style-type: none"> <li>• Can only be used with lap-shoulder seat belts.</li> <li>• Can only be used by children over 40 lb (18 kg).</li> </ul>