

## THE LAW IN ALBERTA

- A child under six years whose weight does not exceed 18 kg (40 lb.) must be properly secured in a child safety seat.
- All child passengers must be secured in an approved and properly used child safety seat, which is used and installed according to your vehicle and car seat manufacturer's instructions.
- It is the driver's legal responsibility to ensure that each passenger under the age of 16 years is properly secured in the vehicle. Drivers are subject to a fine for each child not properly secured.
- Child safety seats used in Canada must have a label on them stating that they meet Canadian Motor Vehicle Safety Standard 213.

## AIRBAGS AND CHILDREN

If your vehicle is equipped with a passenger front-seat air bag with no shut off switch:

- Never install a rear facing child safety seat in the front seat.
- Children under the age of 13 should be seated in the back.

## TIPS

- Be sure you have a set of instructions for your child safety seat make and model.
- Check the child safety seat's instructions to see that all the parts are included and are attached correctly.
- Do not use padding or blankets that will interfere with internal harness.
- Check expiry date of child seat.
- Purchasing a second-hand child safety seat is not recommended.

## THINGS YOU MUST KNOW

Follow manufacturer's instructions for use and installing :

**Universal Anchorage System (UAS):** UAS is the standardized system that makes installing a safety seat easier. It has two parts; two lower anchors and one top tether in your vehicle and two UAS attachments on the child safety seat and a top tether for the forward facing seats. When the UAS is used a seat belt is not required.

UAS equipped seating positions will be identified by this symbol. Check the owner's manual for specific locations and instructions.



**Locking Clip:** A locking clip is required with a continuous loop seat belt or when the slotted attachment of a seat belt is free floating.

**Tethering:** All forward facing child safety seats must be secured by a top tether strap. The tether strap prevents the seat from moving forward in a collision. Refer to the child safety seat instructions and to your vehicle owner's manual, or a vehicle dealership, for information on where and how to install the tether anchor.

**Tether Anchors:** Some vehicles are equipped with user ready tether anchors identified by this symbol.



## COMMUNITY PARTNERS

Using a combination of education, enforcement and awareness, these partners are working together to bring attention to the serious consequences of misuse and non-use of child safety seats.

The Alberta Occupant Restraint Program is a provincial traffic safety program delivered by Alberta Health Services and Alberta police services, supported by:


- Alberta Centre for Injury Control and Research
- Calgary Police Service
- Edmonton Police Service
- Government of Alberta
- Royal Canadian Mounted Police
- Kidsafe Alberta
- St. John Ambulance
- Municipal police services
- Transport Canada

Alberta

# child safety seats

Your guide for information and proper use for:

- Rear Facing Seats
- Forward Facing Seats
- Combination Seats
- Booster Seats



Government of Alberta

# Child safety seats, used correctly, save lives.

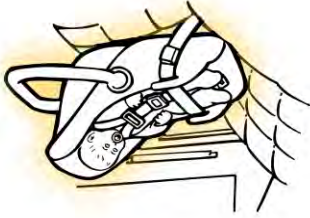
Children improperly restrained in a motor vehicle are at risk. Please protect your child by following the law.



**REAR FACING**  
Range: birth to 16 kg  
(birth to 35 lb.)

A rear facing child safety seat is used correctly if:

- ☑ It is facing the rear of the vehicle.
- ☑ Vehicle seat belt or Universal Anchorage System (UAS) is routed correctly.
- ☑ It is not used in a position where there is a passenger front-seat air bag.



- ☑ Locking clip is used correctly when required.
- ☑ Chest clip is level with the child's armpits.
- ☑ Internal harness is used according to the manufacturer's instructions.
- ☑ Internal harness should be even or slightly below the height of the child's shoulder.
- ☑ Internal harness is snug. One finger should fit between the child's collar bone and internal harness.



**FORWARD FACING**  
Range: 9 kg to 18 kg  
(20 lb. to 40 lb.)

A forward facing child safety seat is used correctly if:

- ☑ It is facing forward and in the upright position.
- ☑ Vehicle seat belt or UAS is routed correctly through the proper guides in the back of the child safety seat.
- ☑ Locking clip is used correctly when required.
- ☑ Tether strap is hooked to the proper tether anchor located in the vehicle.



- ☑ Internal harness is used according to the manufacturer's instructions.
- ☑ Chest clip is level with the child's armpits.
- ☑ Internal harness should be even or slightly above the child's shoulder.
- ☑ Internal harness is snug. One finger should fit between the child's collar bone and internal harness.
- ☑ Internal harness should be routed according to the manufacturer's instructions.

## For more information, contact:

Health Link Alberta  
Calgary: 403-943-LINK (5465)  
Edmonton: 780-408-LINK (5465)  
Toll Free: 1-800-408-5465 in Alberta

Alberta Transportation  
Tel: 780-427-8901  
Toll Free: 310-0000 in Alberta  
or visit [saferoads.com](http://saferoads.com)

Visit [albertaseatbelts.ca](http://albertaseatbelts.ca) or [boosterseats.ca](http://boosterseats.ca)  
For information on public notices and recalls, visit  
Transport Canada's website at [www.tc.gc.ca](http://www.tc.gc.ca)

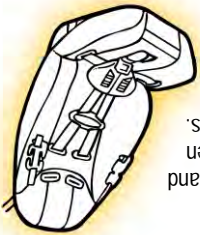


**COMBINATION**  
Range: 9 to 18 kg plus  
(20 lb. to 40 lb. Plus)

The combination of a forward facing child safety seat and a booster seat offers a wide weight range of 9 kg to over 18 kg (20 lb. to 40 lb. plus).

This system includes a five point harness and tether. The internal harness should be even or above the height of the child's shoulders.

When a child reaches 18 kg (40 lb.), you can remove the internal harness system and use the seat as a high back booster seat, as instructed by the manufacturer.



**BOOSTER SEAT**  
Range: 18 kg plus  
(40 lb. plus)

The Government of Alberta recommends that once a child graduates from a child seat that the child be in a booster seat until they turn nine or reach a weight of 37 kilograms (80 lb.). If you choose the vehicle seat belt system, make sure it is worn the way it is designed to be used. The shoulder belt must be in front of the child, never behind the child or under the arm. The lap belt must be low over the hips.

## Booster Seats

Belt Positioning Booster Seats help position the seat belt properly on a child's body. The shoulder belt should lie across the middle of the child's chest and the lap portion of the belt should touch the hips.

A high back booster seat is used correctly if:

- ☑ It is used **only** with a lap/shoulder belt.

